



2024 annual report to the Community

Loxton Primary School

Loxton Primary School number: 760

Partnership: Renmark Loxton



School principal:

Alana Kitson

Date of endorsement:

18/03/2025



Government
of South Australia
Department for Education

Context Statement

Loxton Primary School caters for students from R-6. At the time of this report, the enrolment in 2024 is 279. Loxton Primary School is classified as Category 4 on the Department for Education Index of Educational Disadvantage. At the time of this report, the school population includes 9% Aboriginal students, 9% students with disabilities, 1% students with English as an additional language or dialect (EALD) funded background, 3% children/young people in care. Further information about the school is available on the school's website (including its context statement), as well as the My School website.

Data Source: Department for Education data holdings from Mid census captured in AUGUST 2024.

Governing Council Report

2024 has been another rewarding year for Loxton Primary School, thanks to the dedication of our staff and the resilience of our students. Their combined efforts have resulted in numerous achievements, shared through Facebook, Class Dojo, and newsletters to keep families engaged.

A significant milestone this year was the appointment of our new principal, Alana Kitson. She has brought fresh perspectives, focusing on collaboration and student success. We also bid farewell to long-serving teacher and Deputy Principal, Bernie Lipman, whose contributions to education and leadership have left a lasting impact.

Highlights of 2024: Loxton Primary School offered students diverse learning opportunities:

- **Assemblies:** Including the Reception introduction, student leader induction, Book Week parade, Footsteps Dance, and the End of Year assembly.
- **Student Leadership:** School Leaders, Sports Captains, SRC and Play Pal leaders took on key roles, demonstrating strong leadership skills.
- **Community Engagement:** Participation in Loxton Mardi Gras, Clean Up Australia Day, and Walk/Ride to School Days.
- **Cultural and Educational Programs:** Premier's Reading Challenge, Reconciliation Week, NAIDOC Week, and Book Week.
- **Sporting Events:** SAPSASA, Sports Day, Fun Run, Cross Country, and Aquatics/Bike Education lessons.
- **Camps and Excursions:** Offering valuable learning beyond the classroom.
- **Other Events:** Book Fair, National Simultaneous Story Time, and Riverland Primary Schools Music Festival.

Fundraising Success: Key fundraising events included:

- **ColourFun Run:** A vibrant community event in October.
- **Easter Eggstravaganza Raffle:** An annual favourite.
- **SRC Events:** End-of-term lunches, themed days like Big Freeze, Footy Colours Day, and Fluro Day raised funds for school projects.

Thank you to all who supported these efforts, ensuring our school continues to thrive.

Building Belonging and Transition Support: Loxton Primary fosters a strong sense of belonging. Our buddy program and transition support for students moving from Preschool to Reception and Year 6 to high school were key. The introduction of a mid-year intake provided flexibility and greater support for new students.

Facilities and Grounds Improvements: This year saw several facility upgrades, including:

- **Asphalt Artwork:** Local artist Jarrod Loxton expanded play areas with vibrant game boards.
- **Musical Bell Siren System:** Replacing traditional bells for a calmer school environment.
- **IT Upgrades:** The EMS system, which was implemented from March 2025, enhanced finance and administration processes.
- **Junior Primary Playground:** A new swing was added, thanks to the Governing Council and SRC.

Academic Achievements: Students participated in NAPLAN assessments, showing resilience and dedication. The results will guide future curriculum development.

End-of-Year Celebrations: The End-of-Year Concert was a memorable event, and Year 6 students celebrated their transition to high school with a special graduation and "anything but a school bag" day. We wish them all the best for their future endeavours.

Acknowledgments: Thanks to the Governing Council, our guest presenters, and those leaving us in 2025. We acknowledge and thank James Yandell who retires from Council as his son is graduating to High School. We appreciate all the support from the Loxton Primary community and look forward to another successful year.

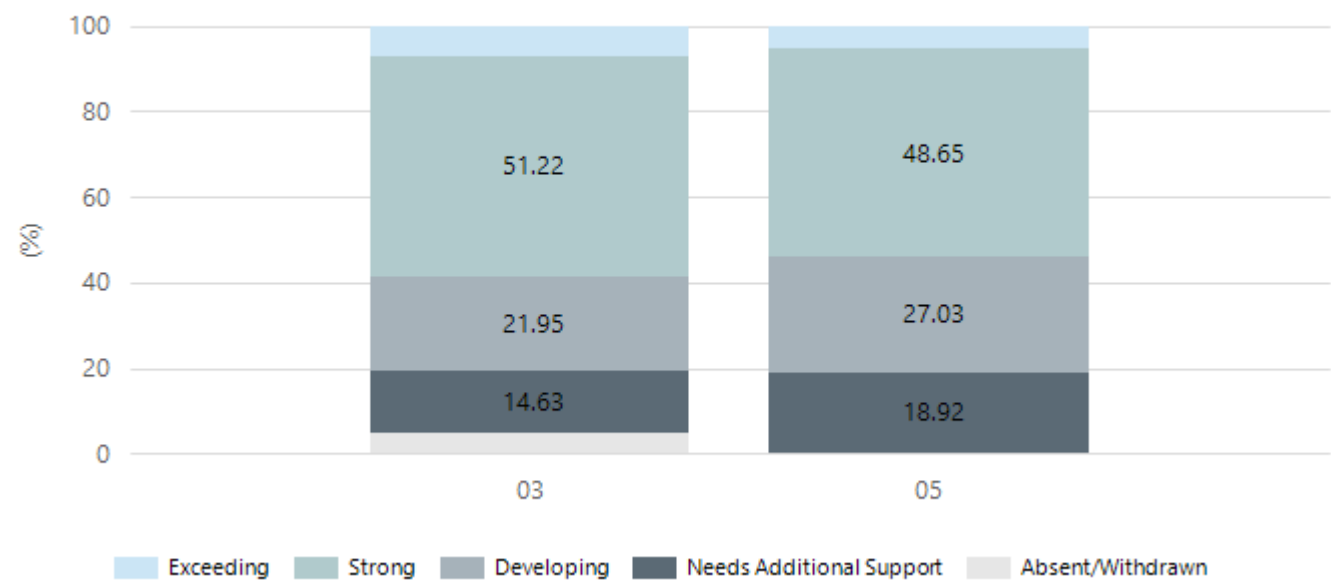
Melanie Albrecht
Governing Chair

Performance Summary

NAPLAN Proficiency

In 2023 the Australian Curriculum, Assessment and Reporting Authority (ACARA) - a Commonwealth Independent statutory authority - announced changes to NAPLAN performance reporting. The new approach replaces the previous numerical NAPLAN bands and the national minimum standard.

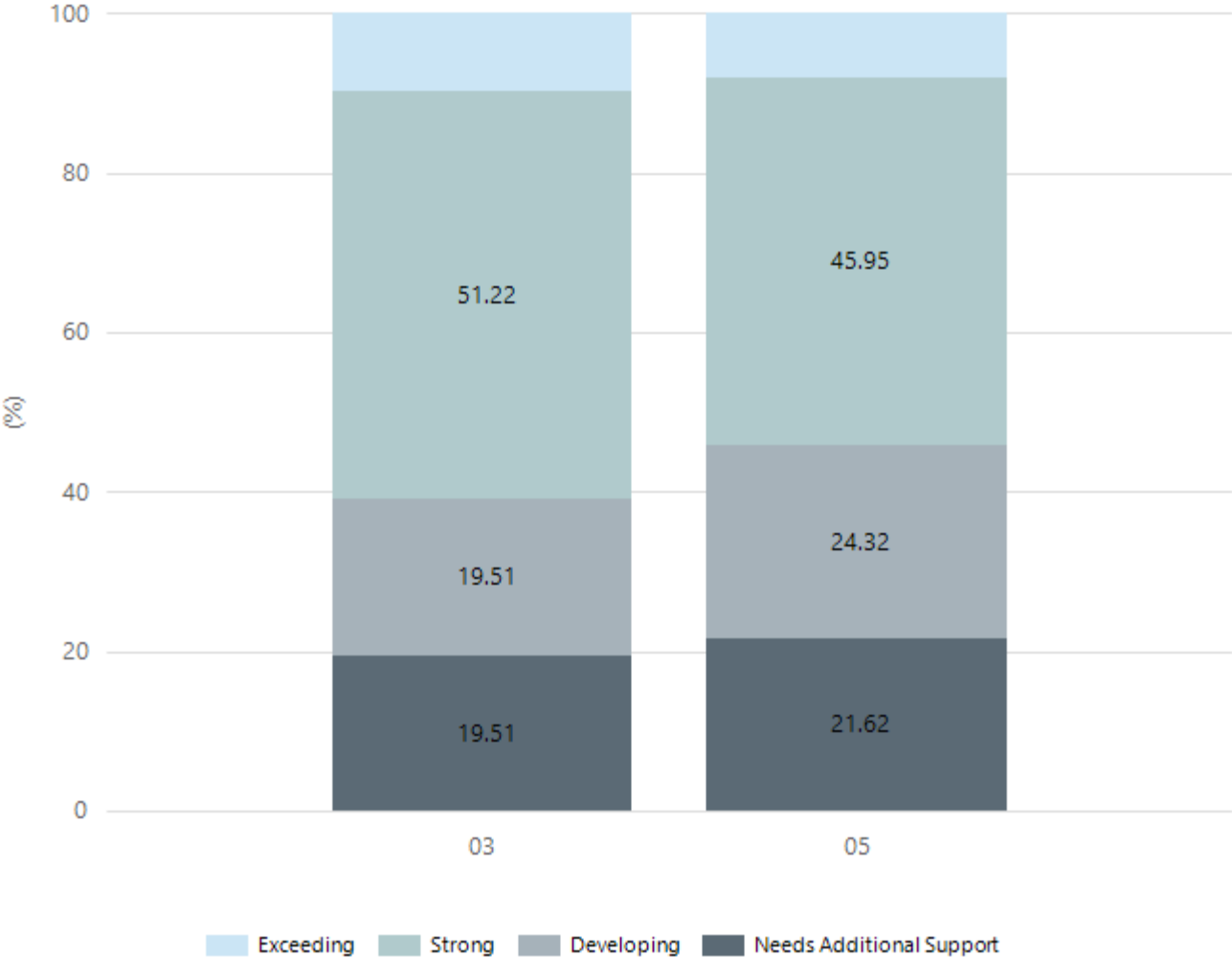
Numeracy



Year Level	03	05
Exceeding	3	2
Strong	21	18
Developing	9	10
Needs Additional Support	6	7
Absent/Withdrawn	2	
Total	41	37

Data Source: Department for Education Assessment Data Holdings, 2024. If there are less than 6 students who sat NAPLAN in a school, no information will be shown. If a year level has less than 6 students, that year level will not be shown in NAPLAN results.

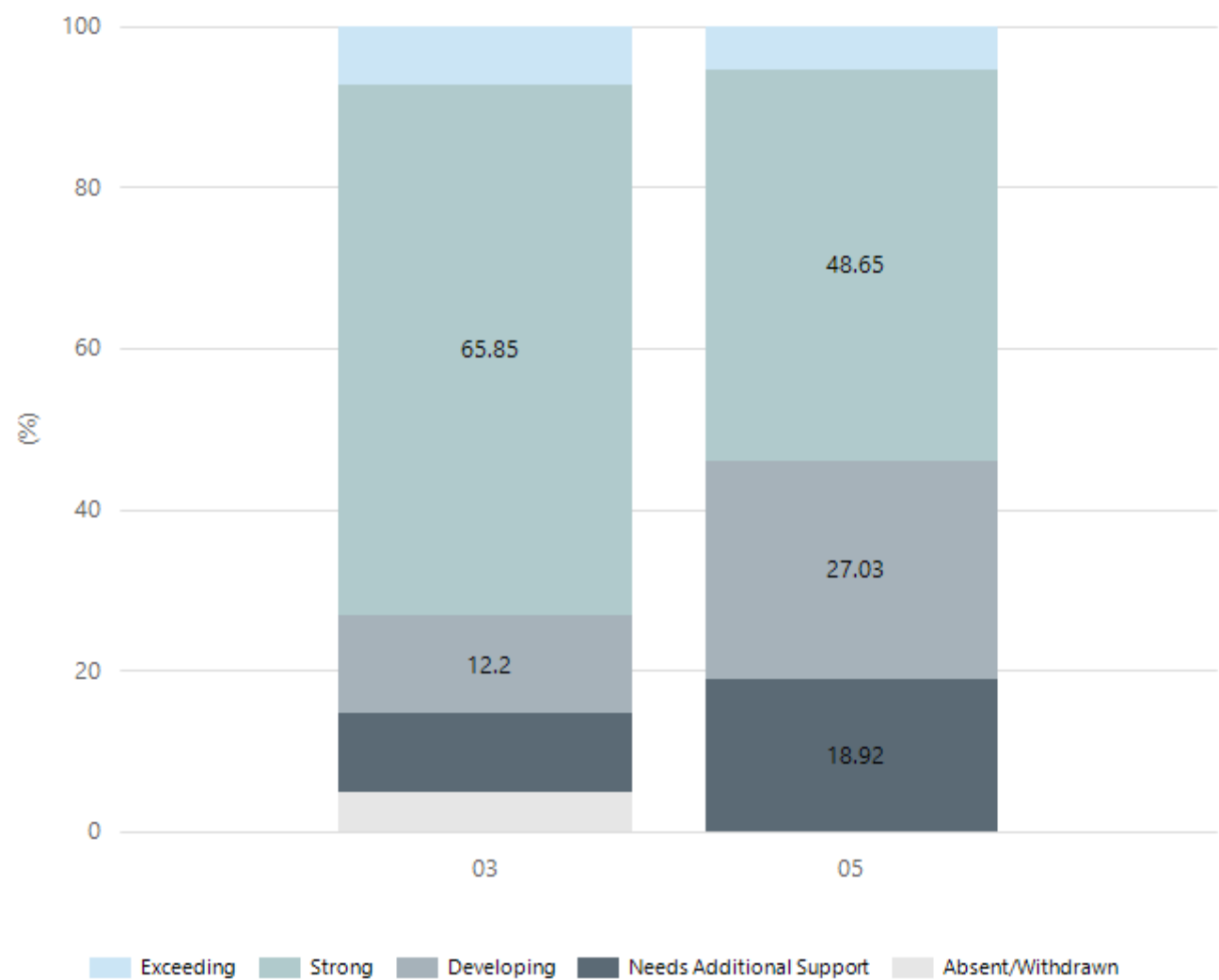
Reading



Year Level	03	05
Exceeding	4	3
Strong	21	17
Developing	8	9
Needs Additional Support	8	8
Total	41	37

Data Source: Department for Education Assessment Data Holdings, 2024. If there are less than 6 students who sat NAPLAN in a school, no information will be shown. If a year level has less than 6 students, that year level will not be shown in NAPLAN results.

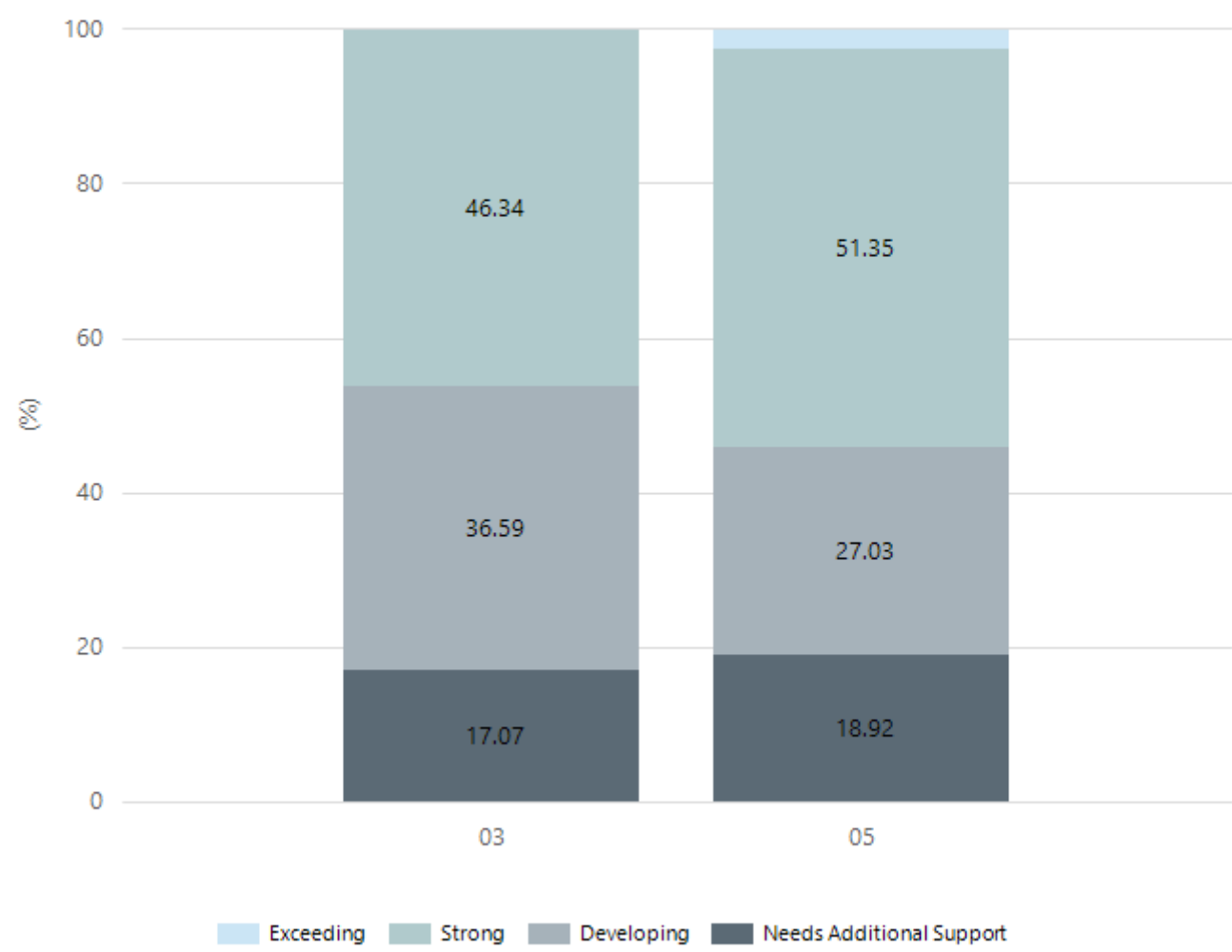
Writing



Year Level	03	05
Exceeding	3	2
Strong	27	18
Developing	5	10
Needs Additional Support	4	7
Absent/Withdrawn	2	
Total	41	37

Data Source: Department for Education Assessment Data Holdings, 2024. If there are less than 6 students who sat NAPLAN in a school, no information will be shown. If a year level has less than 6 students, that year level will not be shown in NAPLAN results.

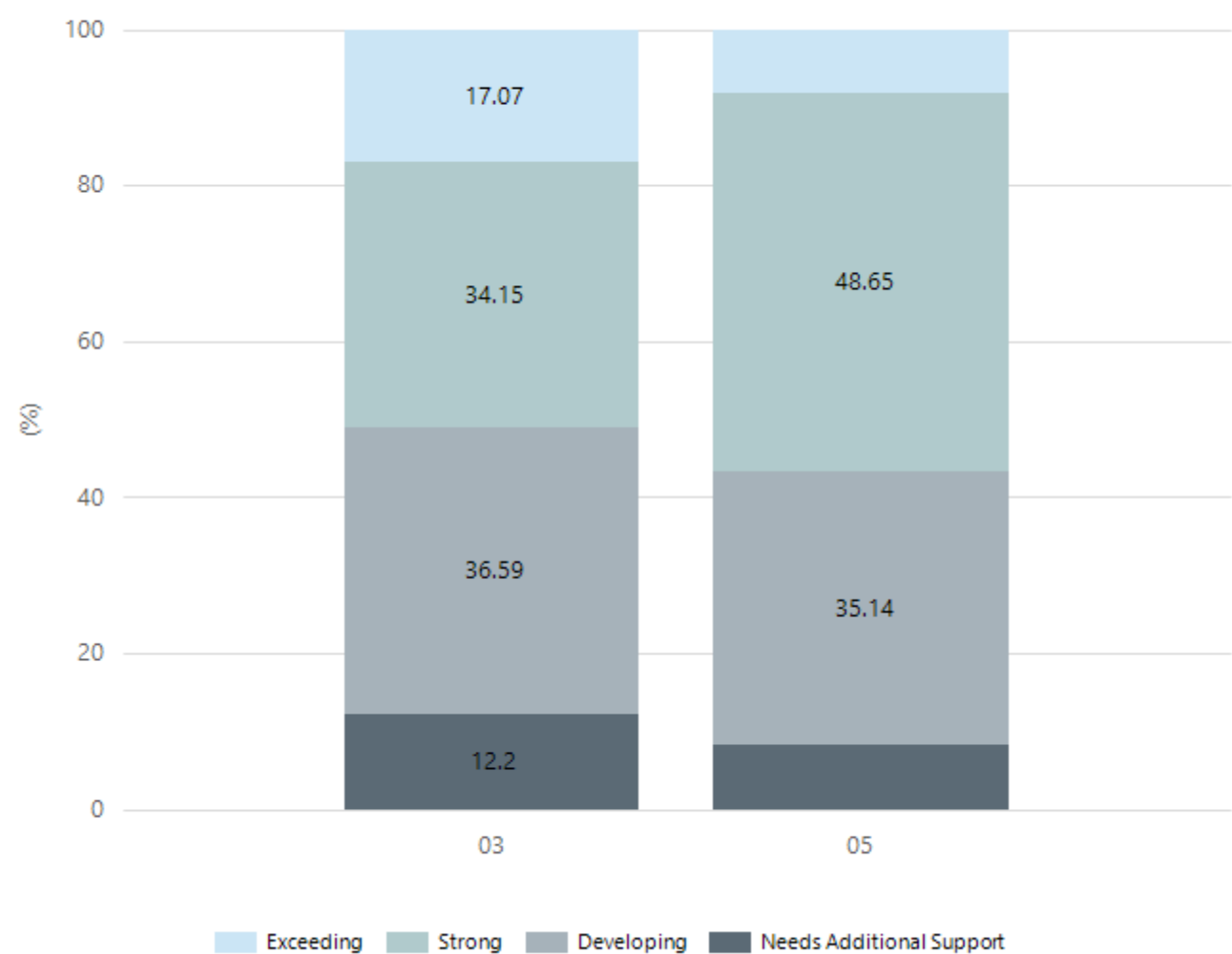
Grammar



Year Level	03	05
Exceeding		1
Strong	19	19
Developing	15	10
Needs Additional Support	7	7
Total	41	37

Data Source: Department for Education Assessment Data Holdings, 2024. If there are less than 6 students who sat NAPLAN in a school, no information will be shown. If a year level has less than 6 students, that year level will not be shown in NAPLAN results.

Spelling



Year Level	03	05
Exceeding	7	3
Strong	14	18
Developing	15	13
Needs Additional Support	5	3
Total	41	37

Data Source: Department for Education Assessment Data Holdings, 2024. If there are less than 6 students who sat NAPLAN in a school, no information will be shown. If a year level has less than 6 students, that year level will not be shown in NAPLAN results.

School Attendance

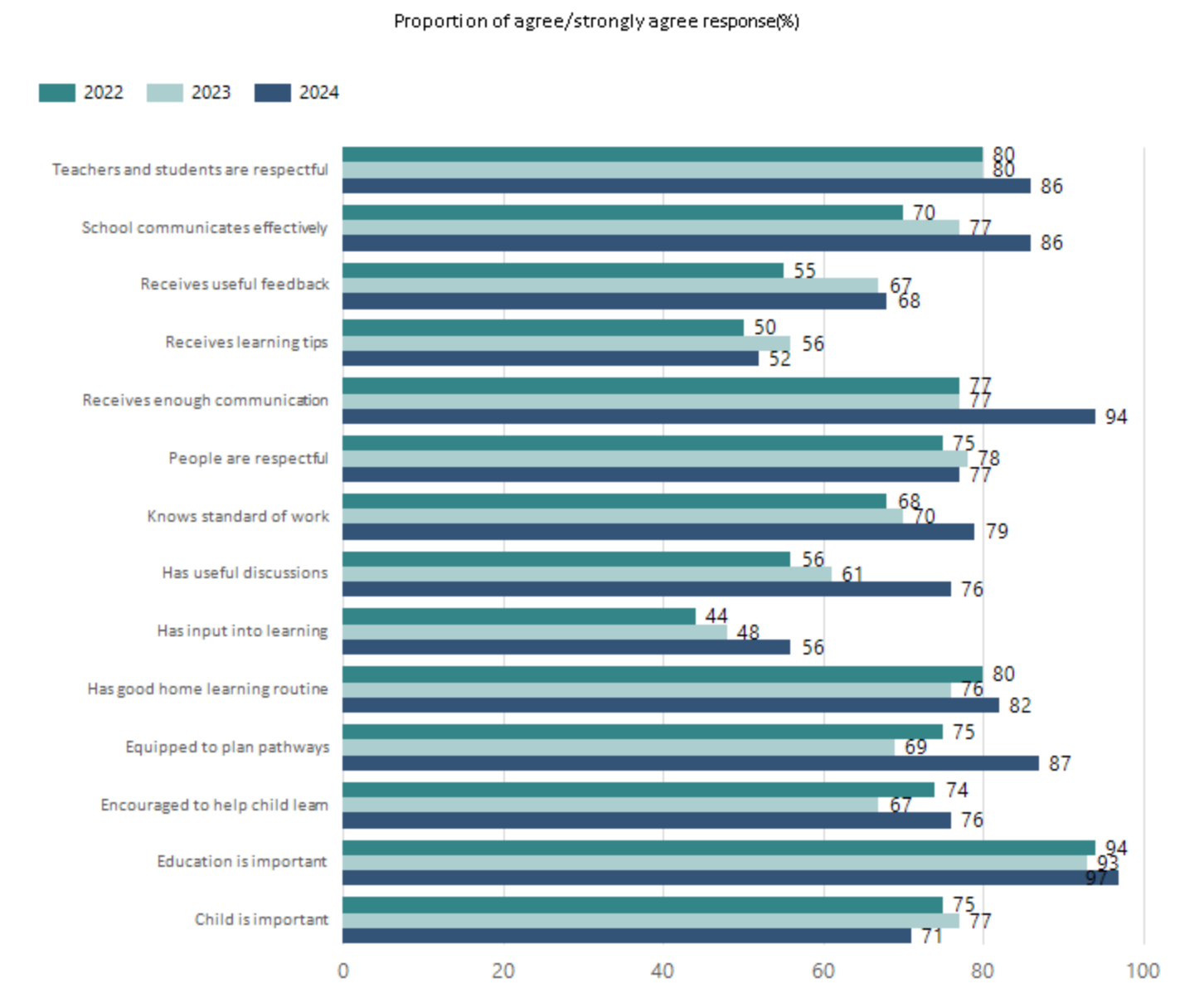
Year Level	2022	2023	2024
Reception	86.5%	88.4%	85.1%
Year 01	88.7%	88.3%	89.0%
Year 02	84.9%	88.7%	86.8%
Year 03	89.2%	86.7%	88.7%
Year 04	88.9%	89.8%	87.1%
Year 05	86.3%	87.6%	91.4%
Year 06	90.3%	87.0%	86.2%
Total	87.7%	88.0%	87.8%

Data Source: Department for Education Attendance Data, Semester 1 Report 2024. A blank cell indicates there we no students enrolled. 'Primary Other' includes students enrolled in specialised education options. 'Secondary Other' includes students who have already spent a year at Year 12 and elected to undertake further study at Year 12.

Attendance Comment

In South Australia, all children and young people must be in school from 6 years to 16 years old. They must attend a government or non-government school full time. From age 16 to 17 however, young people must attend school or an approved learning program (such as an apprenticeship, traineeship, accredited course or university). Schools and parents must encourage and support students to come to school every day. Parents and caregivers must make sure their child is enrolled in a school, and attends school all day and everyday it is open, unless a child is sick or has an approved exemption. Teachers and leaders actively follow up when a student misses school, including recording all absences and non-attendance. All schools in South Australia have local attendance procedures governed under the Education and Children's Services Regulations 2020.

School Parent Opinion Survey Results



Data Source: 2024 Department for Education Parent Opinions Survey, Term 3 2024.

Intended Destination

Leave Reason	Number	%
NG - ATTENDING NON-GOV SCHOOL IN SA	4	25.0%
TG - TRANSFERRED TO SA GOVERNMENT SCHOOL	8	50.0%
U - UNKNOWN	4	25.0%

Data Source: Department for Education Destination Data Report, 2024. Data extract term 3 2024. Data shows recorded destinations for students that left the school in the previous year. Data is uploaded by schools in term 3 and may not reflect final or total figures at time of report creation.

Highest Qualifications held by the teaching workforce and workforce composition

All teachers at this school are qualified and registered with the SA Teachers Registration Board.

Qualification Level	Number of Qualifications
Bachelor's degrees or Diplomas	20
Postgraduate Qualifications	3

Data Source: Data extracted from Mandatory Workforce Information Collections as on the last pay date of June 2024. As self-reported by staff in the system.

Please note: Data includes staff who are Actively employed and on extended paid leave. Please note only the highest qualification of the Teaching staff is reported. Excludes any number of other certifications earned.

Workforce composition including indigenous staff

	Teaching Staff		Non-Teaching Staff	
	Indigenous	Non-Indigenous	Indigenous	Non-Indigenous
Full-Time Equivalents	0.0	20.1	0.5	9.9
Persons	0.0	23.0	1.0	16.0

Data Source: Data extracted from Mandatory Workforce Information Collection as on the last pay date of June 2024.

Please note: Data includes staff who are actively employed and on extended paid leave. "Indigenous category" is self-reported by staff in the system.

Financial Statement

Funding Source	Amount
Grants: State	\$3,382,031
Grants: Commonwealth	\$1,100
Parent Contributions	\$127,580
Fund Raising	\$18,854
Other	\$153,688

Data Source: School supplied data.